

Wednesday - Week 5

9:00 – 10:00



Numeracy:

Make some number cards from 1-20 (If you get a piece of paper and fold it in half 3 times, you will have 8 cards – you will need 3 pieces of paper)

Jumble up your cards and then put them back in order from 1-20

You can get someone to take a card away – what number is missing

You can also get someone to point at a number – what is the number before and after that number

Addition:

We are counting forwards

The number gets bigger

Use some objects in your kitchen to make and write a number story and sentence:



There were 3 apples in the basket. Mum bought 3 more apples.

Now there are 6 apples in the basket

3 and 3 makes 6

10:00 – 11:00



WebEx Meeting – log onto your class meeting

Your teacher will guide you through a Writing Lesson

11:00 – 11:20










Morning Recess

STEM with Mrs Menelaou

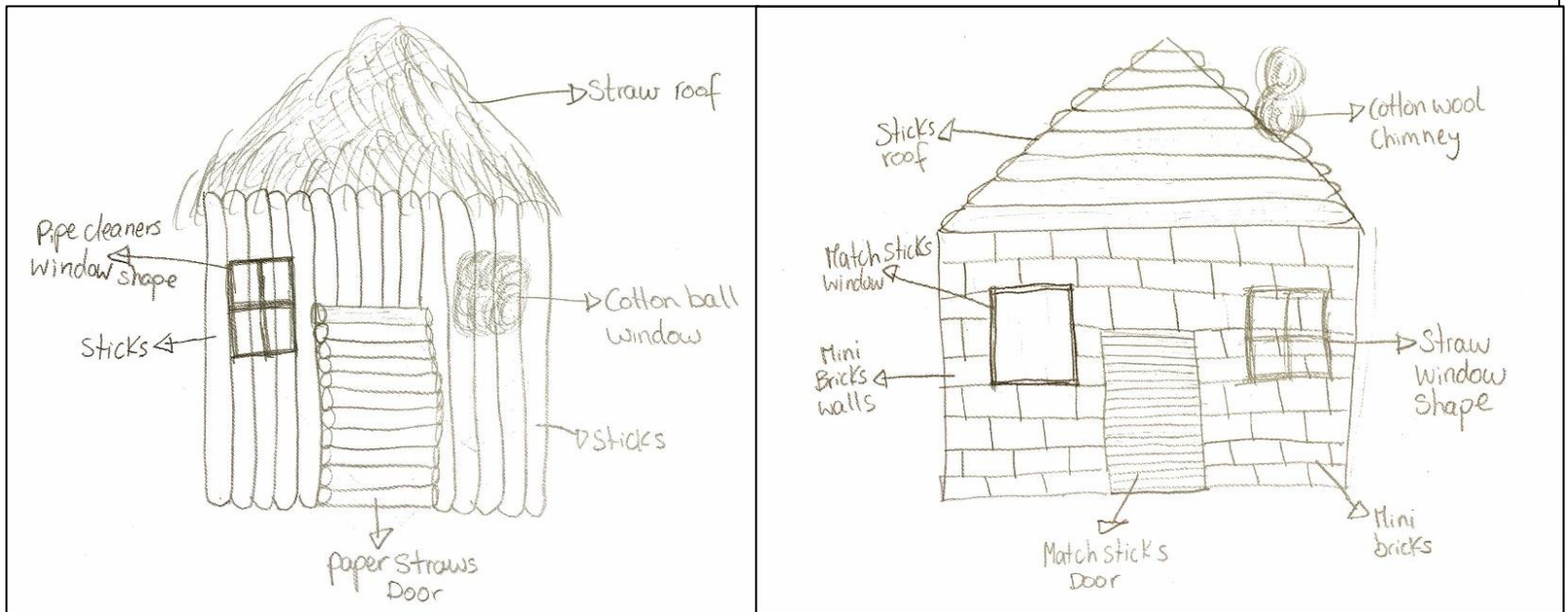
Last week in STEM class, we looked at the different materials you can use to build your little houses in the coming weeks. Now, you will design what you want your little house to look like and what materials you choose to use for the house.

The materials you can use to build the house are:

Sticks	Straw	Cotton Wool	Paper Straws	Match sticks	Mini Bricks	Pipe cleaners
						

Draw the plan for your house and label the materials you will use.

Here are 2 examples Mrs Menelaou has drawn:



2:00-3:00

Google Meet



WebEx Meeting

Small Group Work – Your teacher will tell you who is coming into class for this lesson