Grade 1/2
Meadow Heights Primary School
Remote and Flexible Learning Planner

Week 8 Term 3	Monday
Webex ROLL CALL	**9:00** **Get onto webex to see your teacher and classmates for roll call.**
Reading	PM Readers Today you will be reading your PM Reader and answering the questions your teacher has set for you. 1. Go to: **https://app.pmecollection.com.au/login** or log into the app if you have a school iPad.

Once you have logged in, you will see the screen below with your bookshelf circled in red. Your screen should show this:	**Then**, Click on the book shelf to open up your book and see your comprehension questions.
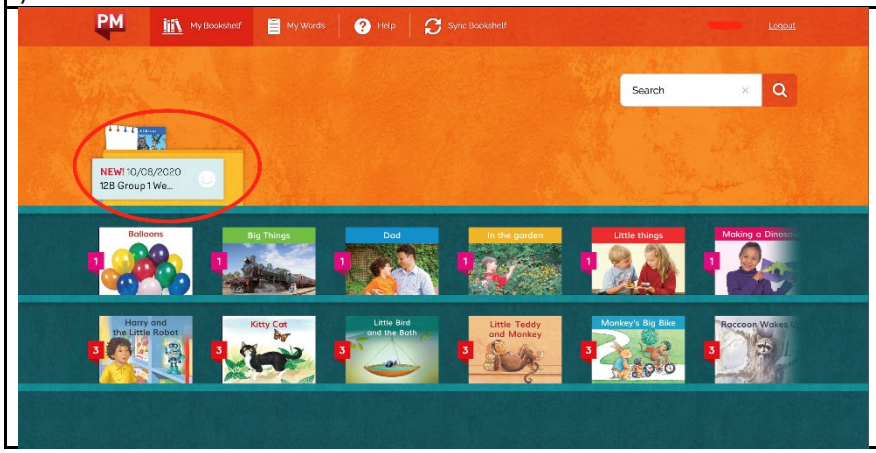	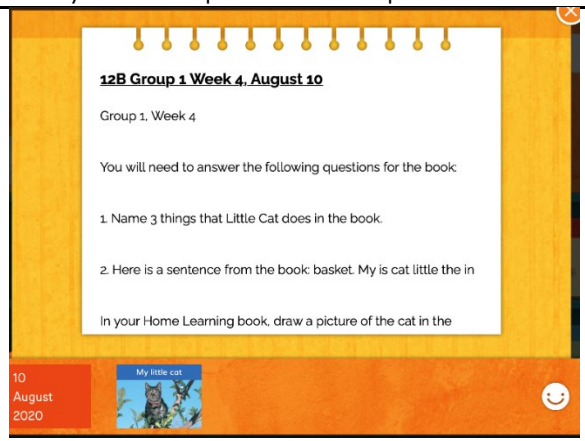

Next, Click on the book at the bottom and read it.
Then, answer the comprehension questions set by your teacher into your Home Learning Book.
Once completed, reread your book and also read some of the PM books you can see below your bookshelf.

(If you have forgotten your username and password. Please let your teacher know and they will send it to you.)

Writing	**Recount Writing** **Our Learning Intention for today is to write a WEEKEND RECOUNT.** You can write about just 1 event that happened or more than 1 event) https://vimeo.com/442946600 **How do you know if you are successful?** You will need to have: • A **Title** • **Introduction** (who, what, where, when) This is where you grab the reader's attention by giving them an idea of what you did. • Paragraphs that have different ideas (2 – 3 paragraphs) • Each Paragraph begins with a connective: - First, Next, Then, After, After that) • A **Conclusion** – this is a feeling sentence to describe how you felt about your weekend • Capital Letters where they belong – at the beginning of sentences, for names of people or places • Full Stops at the end of each sentence • Spaces between each paragraph • Don't forget to draw a picture at the end
Webex MINI LESSON **Maths**	**11:30am** **Get onto webex to see your teacher and classmates for a lesson. Enjoy!** **Your lesson is Maths today. Do not do this activity on your own - you must wait for the lesson to complete this activity.**
	Introduction to Quarters ¼ Today we will be learning about Quarters/Fourths ¼ **Watch the YouTube videos-** Half and Quarter Fraction Song- **https://www.youtube.com/watch?v=ryGvCNDoAR0** Introduction to Quarters- **https://www.youtube.com/watch?v=7xEQGOEaQ-o** **Activity 1- Quarters/Fourths ¼** Watch the YouTube video- **https://www.youtube.com/watch?v=t-U-oQD7XWA**

1. Draw these objects in your Home Learning Book.

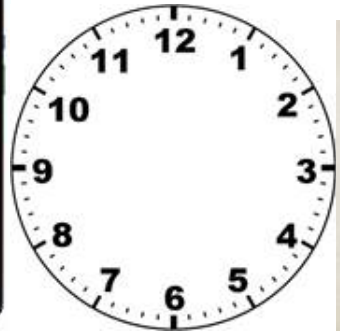

2. Now divide each object into quarters/fourths ¼. Remember that each part must be equal- the same size.
3. Shade only one quarter ¼ of each object.

Activity 2-

1. Draw a square, circle and a diamond in your Home Learning Book.
2. Divide each object into quarters ¼. Remember that each part must be equal- the same size.
3. Shade only one quarter ¼ of each object.

Fun Activity-

1. Make a sandwich.
2. Cut your sandwich into quarters with the help of your parents. Remember that each part must be equal- the same size
3. Take a photo to send to your teacher.
4. Now you can eat your sandwich. Yum!

Physical Education with Mr J	**Mr J will be on Webex on Mondays between 1:00pm – 2:00pm to answer any questions about PE for years 1/2 students.** Hello Grade 1/2 Students and Parents Welcome to Week 8 of P.E. We are continuing looking at Yoga. Yoga is a great way to enhance students flexibilty, strength and coordination. As well as their own body awareness and learning what their bodies are capable of. Each week I will be sending a Cosmic Kids Yoga video to follow on to complete. I have picked videos I feel are good for the kids, if they want to do others as well go for it! Please email or Xuno me photos of students doing their Yoga. It has been great to see so many photos sent of students enjoying the activities! My email is: Andreas.Jordanidis@education.vic.gov.au Xuno: Andreas Jordanidis My meeting number can be found on Xuno, In NEWS. Mr J **Cosmic Yoga – Frogs and Reptiles** https://www.youtube.com/watch?v=BNbSBsUUsIM - open it up on either a laptop or iPad. Do as the instructor on the video does! Enjoy! Make sure you have a big enough space in your living room or somewhere to do them.
Play Based	Please go to the Activity Instructional Section for ideas of activities that your child can do. Enjoy!

Play Based Ideas

It's time to have some time off from technology - Here are some fun activities for you to do!

Drawing with pencils, crayons or chalk	Do some painting
Do some colouring in	Crafts – make something using paper and any other materials from around the house
Do some origami	Listen to some calm music
Puzzles	Playdough
Play a game outside in the backyard	**Card games** are fun to play with your family – Uno, snap, Memory
Board Games such as Snakes and Ladders or Monopoly	Lego
Make your own board game or card game	Build something with Blocks